

RTS		Technical Info SCC-Line	Number: 01 / 2006 Date: 02.01.2006
Topic:	Available Documentation - Where do I find What?		
Units concerned:	All Rational units		
Please forward this information directly to all members of your service department!			

The following media are available for technical information on Rational units:



Service CD: SCC Edition 2005
 Part number 7007.3080 (replaces Edition 2004)
Content: all information for SCC Line from April 2004,
 Technical info, Modification instructions, Training manual, Installation,
 Spare parts (pdf), Operating manual, Circuit diagrams,
 - (yearly update ca. February)



Service CD: CPC, CM, CD, Edition 12/2003
 Part number 7007.3050 (replaces Editionen 2000-2002)
Content: all information for CPC Line CPC, CM und CD bis April 2004
 Technical info, Modification instructions, Training manual, Installation,
 Operating manual, Circuit diagrams,



Spare part CD: SCC Line and CPC Line; Edition 2005
 Part number 7007.3006 (replaces Edition 2004)
Content: all Spare parts SCC Line (SCC, CM) und CPC Line (CPC, CM, CD)
 Spare parts, Circuit diagrams, (yearly update)



Service CD: C-Line (CCD, CCM, CCC), Classic Line (CD, CM, CM-G, CC)
 Part number 7007.3060
**Content: all information for: C-Line (CCD, CCM, CCC) und
 Classic Line (CD, CM, CM-G, CC)**
 Training manual, Circuit diagrams, Service Informationen, Installation,
 Modification instructions, Operating manual,



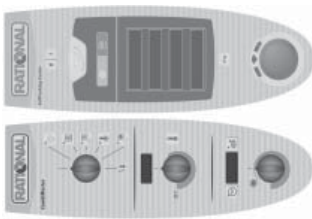
Spare part CD: Classic Line and C-Line; Edition '99, Part number 7007.3000
**Content: all Spare parts Classic Line (CD, CM, CM-G, CC) and
 C-Line (CCD, CCM, CCC),**
 Note: For Spare parts CPC Line pls refer only to CD 7007.3050!



Internet (permanent update):
 All Information concerning Rational Service:
 Service Partner, Contacts, Warranty
 Spare parts for SCC and CPC
 Technical Documentation for SCC and CPC

SCC - Line - Where to find What in Technical Documentation?

CM



SCC



SCC - Line

Available Medien:



Service CD (7007.3080)

Yearly update in February



Internet

permanent update



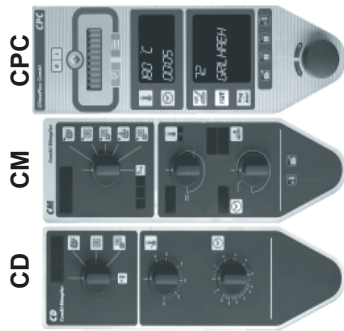
Spare part CD (7007.3006)

Yearly update

Available Informationen

Operator manual	Path: Service CD (7007.3080) Select language / Operation / List of content Internet (without login) Service / Technical Documentation / Operator manual / SCC Line
Technical Info	Path: Service CD (7007.3080) Select language / Technical Information / List of content Internet (with login) Service / Techn. Docum. / SCC Line / Techn. Info 2004 - 2006
Modification instruction	Path: Service CD (7007.3080) Select language / Modification instruction / Instructions 2004-2006 Internet (with login) Service / Techn. Docum. / SCC Line / Modification instruction / Instr. 2004-2006
Installation manual (Unit, CombiDuo, UltraVent, Accessories)	Path: Service CD (7007.3080) Select language / Installation / List of content Internet (with login) Service / Techn. Documentation / SCC Line / Installation manual
Training manual	Path: Service CD (7007.3080) Select language / Training / List of content Internet (with login) Service / Techn. Documentation / Training (Edition 12-2005)
Circuit diagram	Path: Service CD (7007.3080) Select language / Circuit diagrams / Excel - selection file Internet (with login) Spare parts / CPC/SCC Spare part catalogue Ersatzteil CD (7007.3006) Select unit / tab „Info“
Spare parts	Path: Ersatzteil CD (7007.3006) Select unit Service CD (7007.3080) from Edition 2005 Select language / Spare parts / SCC - PDF Spare part catalogue (for Adobe Search function) Internet (with login) Spare parts / SCC - PDF Spare part catalogue (for Adobe Search function) Spare parts / CPC/SCC Spare part catalogue

CPC - LINIE - Where to find What in Technical Documentation?



CPC - Linie

Available Media:



Service CD (7007.3050)
no further update



Internet
permanent update

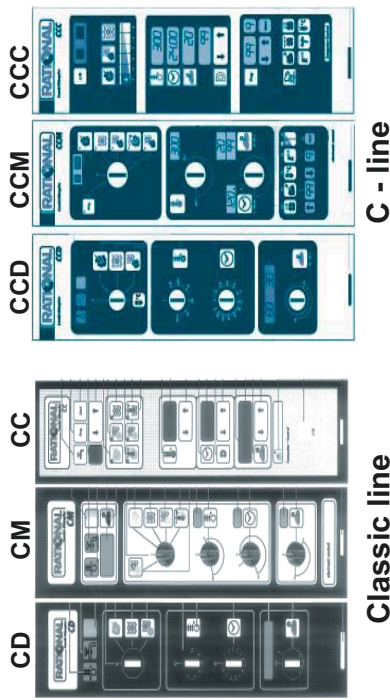


Spare part CD (7007.3006)
yearly update


Available Information

Operating instructions	Path:	Service CD (7007.3050) Technique / Installation / List of content / Brief introduction Internet (without login) Service / Technical Docum. / Operating Manuals / CPC line
Technical info	Path:	Service CD (7007.3050) Technique / Technical info / select page / List of content Internet (with login) Service / Techn. Docum. / CPC Line / Techn. Info / Techn. Info 1998-2003
Modification instructions	Path:	Service CD (7007.3050) Technique / Modification instruction / List of content Internet (with login) Service / Techn. Docum. / CPC Line / Modification instruction
Installation manual (Unit, Combi Duo, UltraVent)	Path:	Service CD (7007.3050) Technique / Installation / List of content Internet (with login) Service / Techn. Docum. / CPC Line / Installation manual
Training manual	Path:	Service CD (7007.3050) Technique / Training / List of content
Diagnostic and Trouble shooting	Path:	Service CD (7007.3050) Technique / Diagnostic and Trouble shooting Internet (with login) Service / Techn. Docum. / CPC Line / Fault finding / Diagnostic-Trouble shooting
Technical Manual	Path:	Service CD (7007.3050) Technique / Technical manual / List of content
Circuit diagrams	Path:	Service CD (7007.3050) Technique / Circuit Diagrams / Excel - selection file Internet (with login) Spare parts / CPC/SCC Spare part catalogue Spare part CD (7007.3006) Tab „Info“
Spare Parts	Path:	Ersatzteil CD (7007.3006) Internet (with login) Spare parts / CPC/SCC Spare part catalogue

C-LINE and CLASSIC-LINE - Where to find what in technical documentation?



Classic line
C - line



Service CD (7007.3060)
No further update

Available Media:



Internet



Spare part CD (7007.3000)
No further update

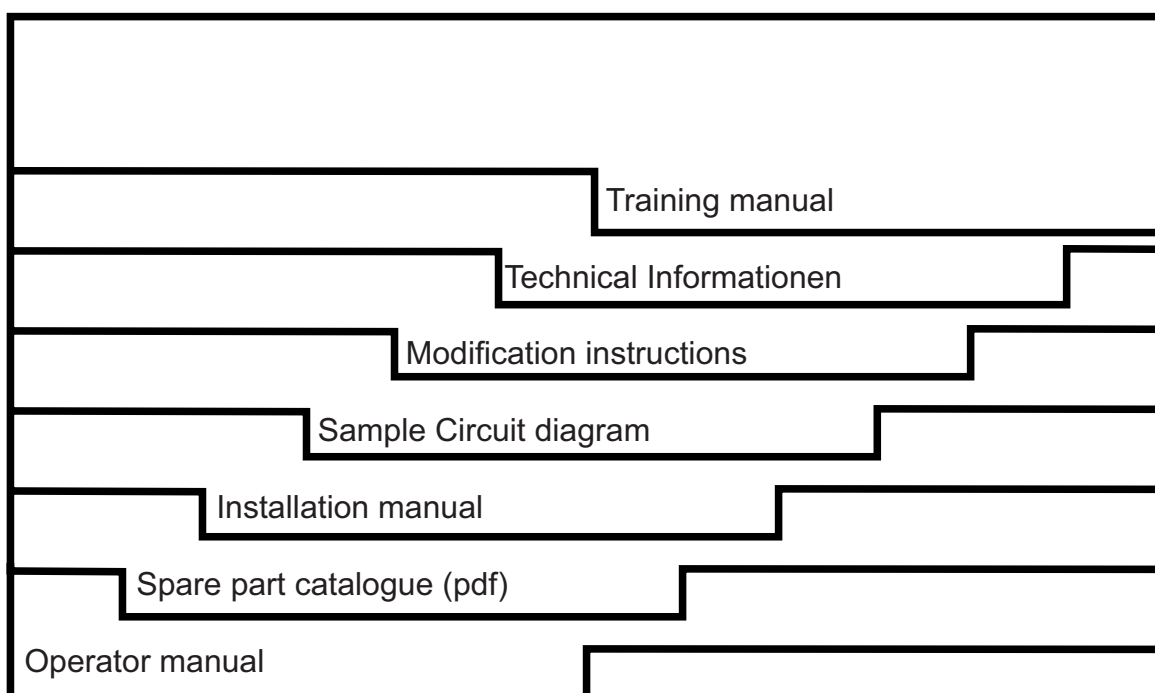
Available information

Operating instruction Classic line	Path:	Service CD (7007.3060) Manuals / Operating manual / Classic line Internet (without login) Service / Technical docum. / Operating manuals / Classic-line
Operating instruction C-line	Path:	Service CD (7007.3060) Manuals / Operating manual / C- line Internet (without login) Service / Technical docum. / Operating manuals / C-line
Technical info Classic line and C-Line	Path:	Service CD (7007.3060) Manuals / Technical manual / Service Information
Modification instruction Classic line and C-Line	Path:	Service CD (7007.3060) Manuals / Technical manual / Mounting and modification instructions
Installation instruction (Unit, Combi Duo) Classic line and C-Line	Path:	Service CD (7007.3060) Manuals / Technical manual / Installation instructions
Training manual Classic line	Path:	Service CD (7007.3060) Manuals / Training manual / Classic line / List of content
Training manual C-line	Path:	Service CD (7007.3060) Manuals / Training manual / C-line / List of content
Circuit diagrams Classic line and C-Line	Path:	Service CD (7007.3060) Manuals / Technical manual / Circuit diagrams/ CD/CM/CC / CMGAS / CCD/CCM/CCC
Spare parts Classic line and C-Line	Path:	Spare Part CD (7007.3000)

On the next pages you find a list of all Technical Information (TI) and Modification Instructions (MI) which have been released for SCC line until December 2005.

As most of your Technicians might not have access to your computer, CDROM and Internet we suggest to create a „Master File“ for your technicians reference in your office.
This „Master File“ should be arranged as shown below and contain all information accordingly.

Please keep this information „Master File“ up-to-date at all times.



Note: On the internet Service web page we have created for you a link „Article search“ for faster information retrieval.

Additionally the newest Training manual Edition 12-2005 is available for download.

Note: The Rational Service Hotline in Landsberg is open for your inquiries Monday through Thursday from 07:00 - 19:00 (7am - 7pm) German time, Friday from 07:00 - 16:00 (7am - 4pm) German time. Please use the phone number of your regional service assistant in Landsberg.

Kind regards

Rational Technical Services

RATIONAL List of Content

Topic: Technical Info 2004

Date: 31.12.2004


<u>Info Nr.</u>	<u>Topic</u>	<u>Reference to new info:</u>
01/2004	1. Retrofit Gas units CPC and CM 201-202	
02/2004	1. New generation SCC Line from 04-2004	
03/2004	1. CM display error code "E12"	
04/2004	1. Software Version 01_06_07 2. Changing CPU pcb 3. Changing I/O pcb 4. Software update with USB stick	See 01/2005 See 12/2004 See 17/2004 #2
05/2004	1. Software Version 01_07_01 2. Loose fan wheels, replaced by 11/2004, #2 3. Flickering interior light 4. Returning of defective parts	See 11/2004 #2
06/2004	1. Testing SSR	
07/2004	1. SCC Steam and Forced Steam mode	
08/2004	1. Changing of main SCC pcb (CPU) 42.00.002	See 01/2005
09/2004	1. Safety temperature limiter interior cabinet	
10/2004	1. Software 01-07-02	
11/2004	1. Software 01-07-03 2. Fixing of fan wheels	
12/2004	1. SCC – Service 27 2. Quenching nozzle SCC 101	
13/2004	1. Software 01-07-04	
14/2004	1. Software 01-07-05	
15/2004	1. Gas conversion, specially SCC61	
16/2004	1. Repair of core probe SCC and CM floor units 2. New position for door contact switch 61-102 3. New Training Manual „Edition 11-2004“	
17/2004	1. Software 01-07-06 2. New version of „Automatic Web Update“	
<p>Similar topics are referenced to more recent publications. Note that such topics are not covering necessarily the identical issues.</p>		

RATIONAL List of Content

Topic: Technical Info 2005

Date: 31.12.2005

<u>Info Nr.</u>	<u>Topic</u>	<u>Reference to new info:</u>
01/2005	1. New software C1-06-05 for CM 2. CM Flash box, 87.00.037	
02/2005	1. Adjustment of CM Gas to installation altitude	
03/2005	1. Changing of halogen bulb holder	
04/2005	1. CleanJet Self Cooking Center, Foaming 2. Sticker Level Control	
05/2005	1. Software Version 01_07_07	
06/2005	1. Software Version 01_07_08	
07/2005	1. Frequent failure interior cabinet halogen light	
08/2005	1. Search function – How can I quickly find any technical information?	
09/2005	1. Return of hand shower roll guide 2. Distances of ignition electrodes gas units	
10/2005	1. New core probe sensor for floor units 2. New CDS sensor	
11/2005	1. Drain connection unit drip pan 2. Overflow quenching box	
12/2005	1. Reduction combustion noise 61/62 gas	
13/2005	1. Software Version 01_07_09	
14/2005	1. Corrosion protection	
15/2005	1. Software Version 01_07_10	
16/2005	1. Modifies I/O pcb 40.00.049P - Sicotronic	
17/2005	1. Fixing castors of transport trolley	
18/2005	1. Modified Buzzer for SCC and CPC 2. Swing protection for core probe table models	
19/2005	1. Software Version 01_07_10.1	
20/2005	1. Control of moistening nozzle	
21/2005	1. Failure of fan motor Ultravent	
<p>Similar topics are referenced to more recent publications. Note that such topics are not covering necessarily the identical issues.</p>		

		Modification instruction SCC-Line	Date: December, 2005
Topic:	List of content: Modification Instruction 2004		
Units concerned:	SCC - SelfCooking Center® Line		
Please forward this information directly to all members of your service department!			


The following modification instructions for SCC line have been released in 2004:

- MI 0104_Retro fitting hose roll guide CM units
- MI 0204_Mounting instruction Fan Motor SCC Linie
- MI 0304_Mounting instruction Ignition box
- MI 0404_Mounting instruction Ignition electrode
- MI 0504_Safety lock table units SCC
- MI 0604_Conversion meat probe holder 201/202 ==> **Note: Replaced by MI 1405!**
- MI 0704_Retro fitting Ethernet-board
- MI 0804_Retro fitting Sousvide sensor

The instructions can be downloaded from the Internet (login) under:
 SCC / Technical Documentation / SCC-Line / Modification instructions / Instructions 2004

Kind regards
 Rational Technical Services

www.service.rational-ag.com

		Modification instruction SCC-Line	Date: December, 2005
Topic:	List of content: Modification Instruction 2005		
Units concerned:	SCC - SelfCooking Center® Line		
Please forward this information directly to all members of your service department!			

The following modification instructions for SCC line have been released in 2005:

MI 0105_Changing CPU pcb
MI 0205_Changing preheat flap of door 201/202
MI 0305_Installation of draft diverter CMG/SCCG 61-202
MI 0405_Changing door drip collector 61-102 E/G
MI 0505_Changing socket of halogen bulb
MI 0605_Installation of quenching sensor
MI 0705_Conversion of CM/SCC 61G LPG ==> **Note: Replaced by MI 1705!**
MI 0805_Conversion kit drip collector of trolley 202
MI 0905_Changing door gasket table models
MI 1005_Changing core temperature sensor table model- Lenght adjustment
MI 1105_Retrofit kit isolating transformer gas units
MI 1205_Changing door gasket floor models
MI 1305_Safety door latch floor unit
MI 1405_Core probe sensor floor models ==> **Note: This info replaces MI 0604!**
MI 1505_Core probe sensor floor models - Lenght adjustment
MI 1605_Thermocover for trolley Combi Duo
MI 1705_Hot air burner SCC/CM 61 Gas
MI 1805_Swing protector Core probe sensor 61/101
MI 1905_Thermocover 800 for trolley Combi Duo (side way loading)
MI 2005_Suckling pig spit
MI 2105_Conversion kit buzzer SCC/CPC line
MI 2205_Retro fitting Sicotronic SCC 61 - 202 as of 12/2005
MI 2305_Trolley gasket 201/202
MI 2405_UltraVent® fixed connection electric unit
MI 2505_UltraVent® fixed connection gas unit

The instructions can be downloaded from the Internet (login) under:
SCC / Technical Documentation / SCC-Line / Modification instructions / Instructions 2005

Kind regards
Rational Technical Services

www.service.rational-ag.com